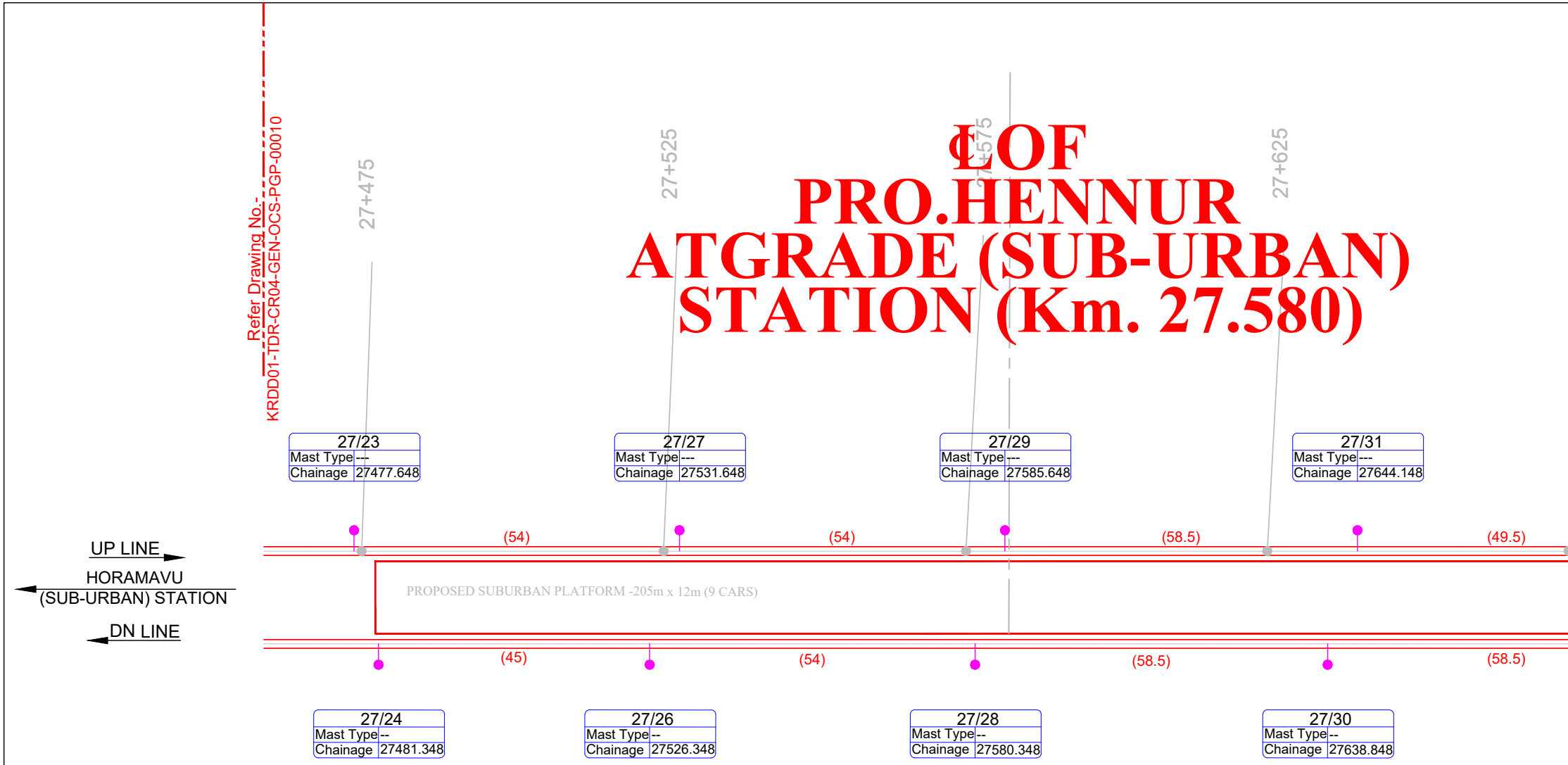
℄OF
PRO.HENNUR
ATGRADE (SUB-URBAN)
STATION (Km. 27.580)
Refer Drawing No.-
KRDD01-TDR-CR04-GEN-OCS-PGP-00010
27+475
27+525
27+575
27+625
27/23
Mast Type ---
Chainage 27477.648
27/27
Mast Type ---
Chainage 27531.648
27/29
Mast Type ---
Chainage 27585.648
27/31
Mast Type ---
Chainage 27644.148
(54)
(54)
(58.5)
(49.5)
UP LINE
HORAMAVU
(SUB-URBAN) STATION
DN LINE
PROPOSED SUBURBAN PLATFORM -205m x 12m (9 CARS)
(45)
(54)
(58.5)
(58.5)
27/24
Mast Type --
Chainage 27481.348
27/26
Mast Type --
Chainage 27526.348
27/28
Mast Type --
Chainage 27580.348
27/30
Mast Type --
Chainage 27638.848

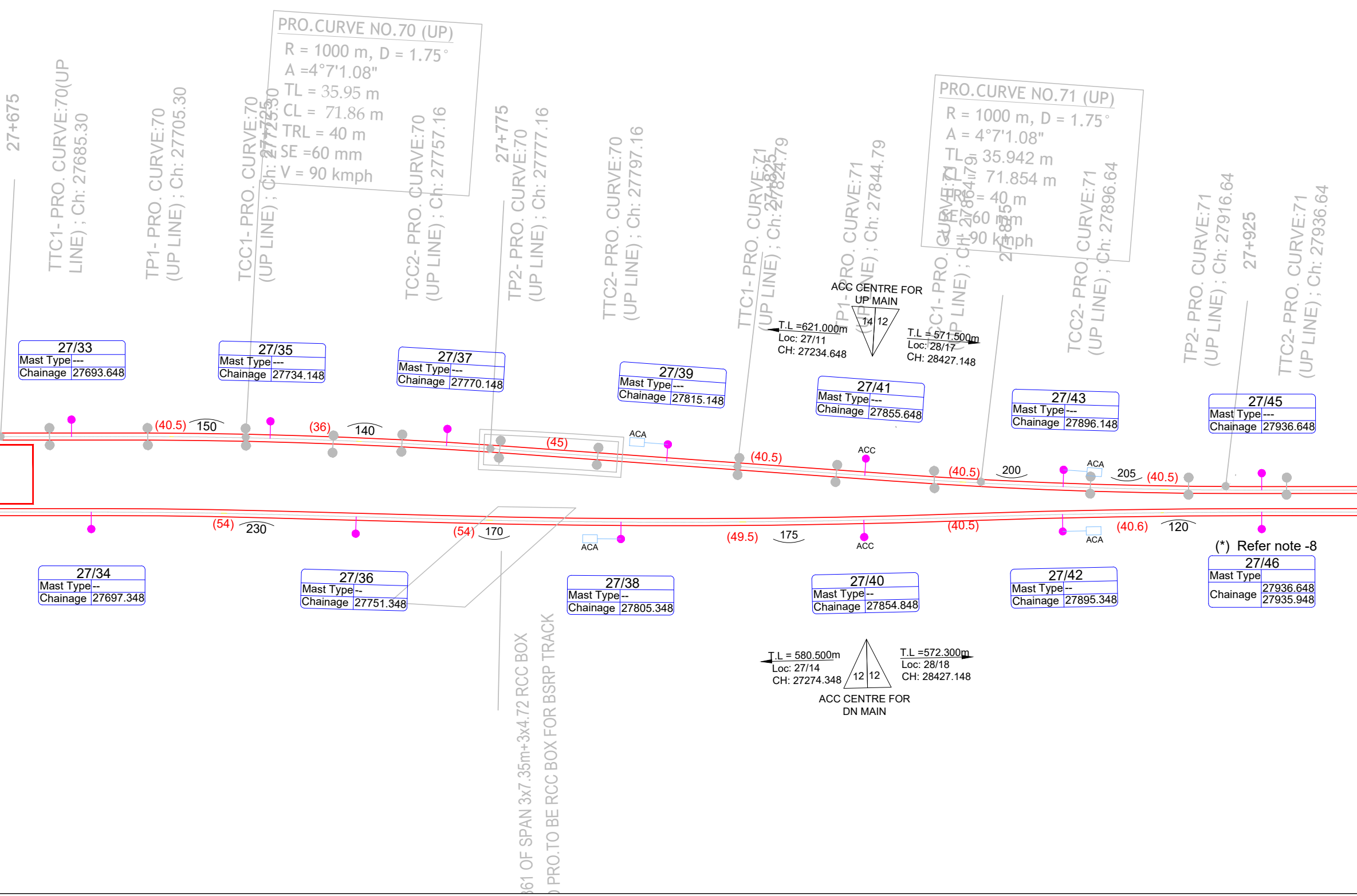
27+675
TTC1- PRO. CURVE:70(UP LINE) ; Ch: 27685.30
TP1- PRO. CURVE:70 (UP LINE) ; Ch: 27705.30
TCC1- PRO. CURVE:70 (UP LINE) ; Ch: 27725.30
27+725
PRO.CURVE NO.70 (UP)
R = 1000 m, D = 1.75°
A =4°7'1.08"
TL = 35.95 m
CL = 71.86 m
TRL = 40 m
SE =60 mm
V = 90 kmph
TCC2- PRO. CURVE:70 (UP LINE) ; Ch: 27757.16
27+775
TP2- PRO. CURVE:70 (UP LINE) ; Ch: 27777.16
TTC2- PRO. CURVE:70 (UP LINE) ; Ch: 27797.16
TTC1- PRO. CURVE:71 (UP LINE) ; Ch: 27824.79
27+825
TP1- PRO. CURVE:71 (UP LINE) ; Ch: 27844.79
TCC1- PRO. CURVE:71 (UP LINE) ; Ch: 27864.79
27+875
PRO.CURVE NO.71 (UP)
R = 1000 m, D = 1.75°
A = 4°7'1.08"
TL = 35.942 m
CL = 71.854 m
TRL = 40 m
SE =60 mm
V = 90 kmph
TCC2- PRO. CURVE:71 (UP LINE) ; Ch: 27896.64
TP2- PRO. CURVE:71 (UP LINE) ; Ch: 27916.64
27+925
TTC2- PRO. CURVE:71 (UP LINE) ; Ch: 27936.64
ACC CENTRE FOR UP MAIN
14
12
T.L =621.000m
Loc: 27/11
CH: 27234.648
T.L = 571.500m
Loc: 28/17
CH: 28427.148
27/33
Mast Type ---
Chainage 27693.648
27/35
Mast Type ---
Chainage 27734.148
27/37
Mast Type ---
Chainage 27770.148
27/39
Mast Type ---
Chainage 27815.148
27/41
Mast Type ---
Chainage 27855.648
27/43
Mast Type ---
Chainage 27896.148
27/45
Mast Type ---
Chainage 27936.648
(40.5)
150
(36)
140
(45)
ACA
(40.5)
ACC
(40.5)
200
ACA
205
(40.5)
(54)
230
(54)
170
ACA
(49.5)
175
ACC
(40.5)
ACA
(40.6)
120
(*) Refer note -8
27/34
Mast Type --
Chainage 27697.348
27/36
Mast Type --
Chainage 27751.348
27/38
Mast Type --
Chainage 27805.348
27/40
Mast Type --
Chainage 27854.848
27/42
Mast Type --
Chainage 27895.348
27/46
Mast Type
Chainage 27936.648
27935.948
T.L = 580.500m
Loc: 27/14
CH: 27274.348
12
12
T.L =572.300m
Loc: 28/18
CH: 28427.148
ACC CENTRE FOR DN MAIN
361 OF SPAN 3x7.35m+3x4.72 RCC BOX
PRO.TO BE RCC BOX FOR BSRP TRACK

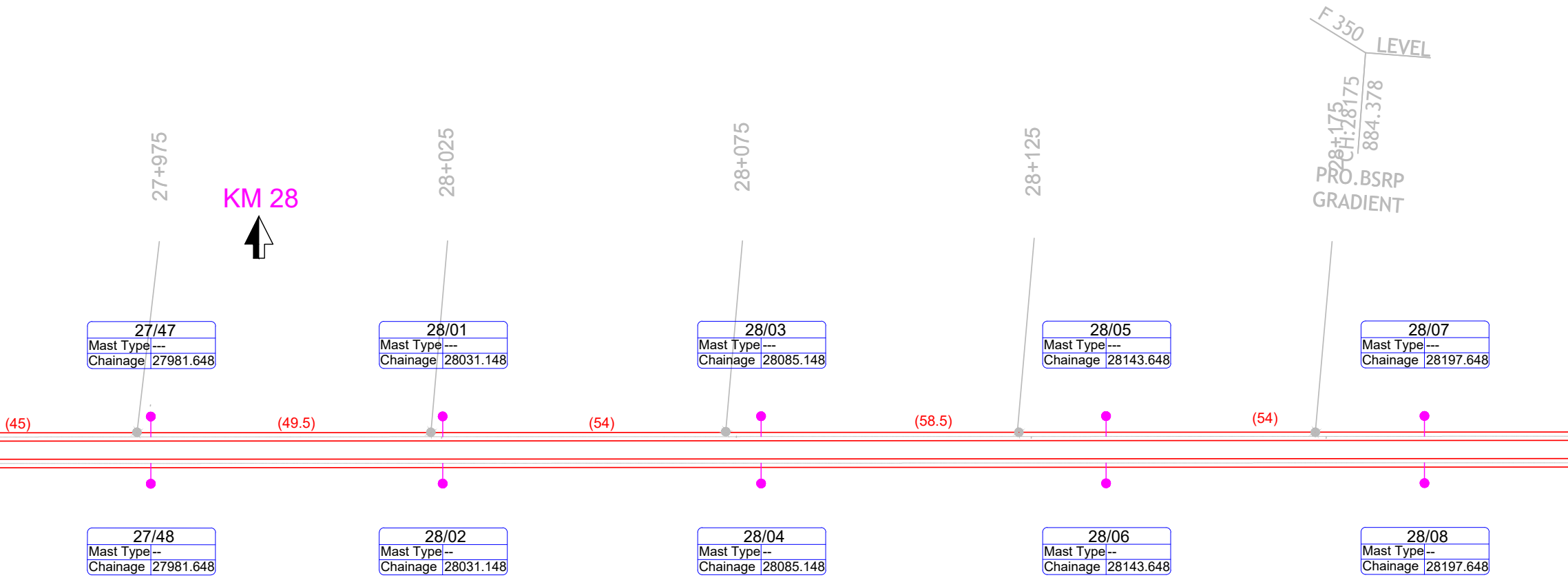
F 350
LEVEL
CH:28175
884.378
PRO.BSRP
GRADIENT
27+975
KM 28
28+025
28+075
28+125
28+175
(45)
(49.5)
(54)
(58.5)
(54)

27/47	
Mast Type	---
Chainage	27981.648

28/01	
Mast Type	---
Chainage	28031.148

28/03	
Mast Type	---
Chainage	28085.148

28/05	
Mast Type	---
Chainage	28143.648

28/07	
Mast Type	---
Chainage	28197.648

27/48	
Mast Type	--
Chainage	27981.648

28/02	
Mast Type	--
Chainage	28031.148

28/04	
Mast Type	--
Chainage	28085.148

28/06	
Mast Type	--
Chainage	28143.648

28/08	
Mast Type	--
Chainage	28197.648

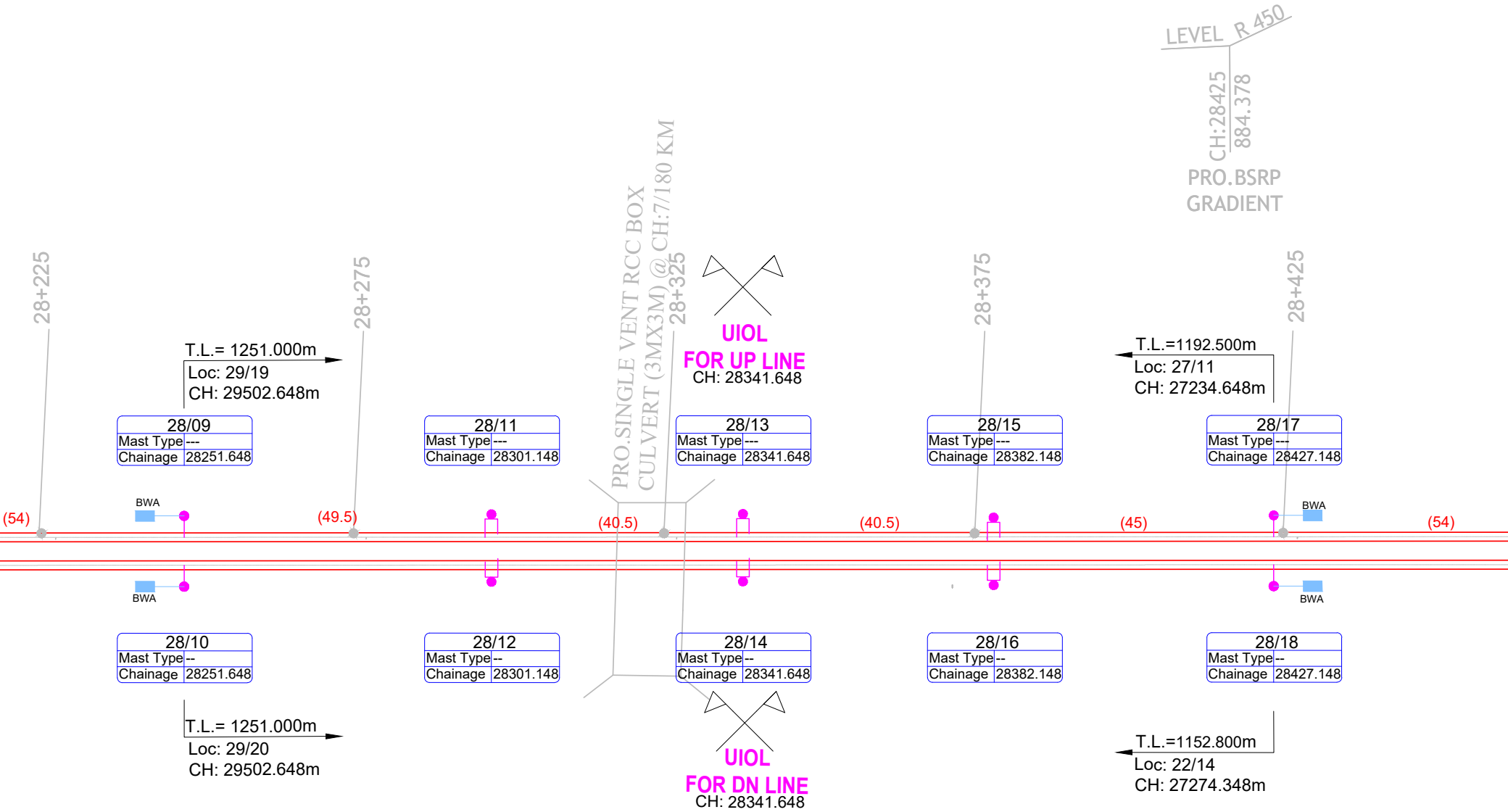
LEVEL R 450
CH:28425
884.378
PRO.BSRP
GRADIENT
28+225
28+275
PRO.SINGLE VENT RCC BOX
CULVERT (3MX3M) @ CH:7/180 KM
28+325
28+375
28+425
UIOL
FOR UP LINE
CH: 28341.648
T.L.= 1251.000m
Loc: 29/19
CH: 29502.648m
T.L.=1192.500m
Loc: 27/11
CH: 27234.648m
(54)
(49.5)
(40.5)
(40.5)
(45)
(54)
BWA
BWA
BWA
BWA
T.L.= 1251.000m
Loc: 29/20
CH: 29502.648m
UIOL
FOR DN LINE
CH: 28341.648
T.L.=1152.800m
Loc: 22/14
CH: 27274.348m

28/09	
Mast Type	---
Chainage	28251.648

28/11	
Mast Type	---
Chainage	28301.148

28/13	
Mast Type	---
Chainage	28341.648

28/15	
Mast Type	---
Chainage	28382.148

28/17	
Mast Type	---
Chainage	28427.148

28/10	
Mast Type	--
Chainage	28251.648

28/12	
Mast Type	--
Chainage	28301.148

28/14	
Mast Type	--
Chainage	28341.648

28/16	
Mast Type	--
Chainage	28382.148

28/18	
Mast Type	--
Chainage	28427.148

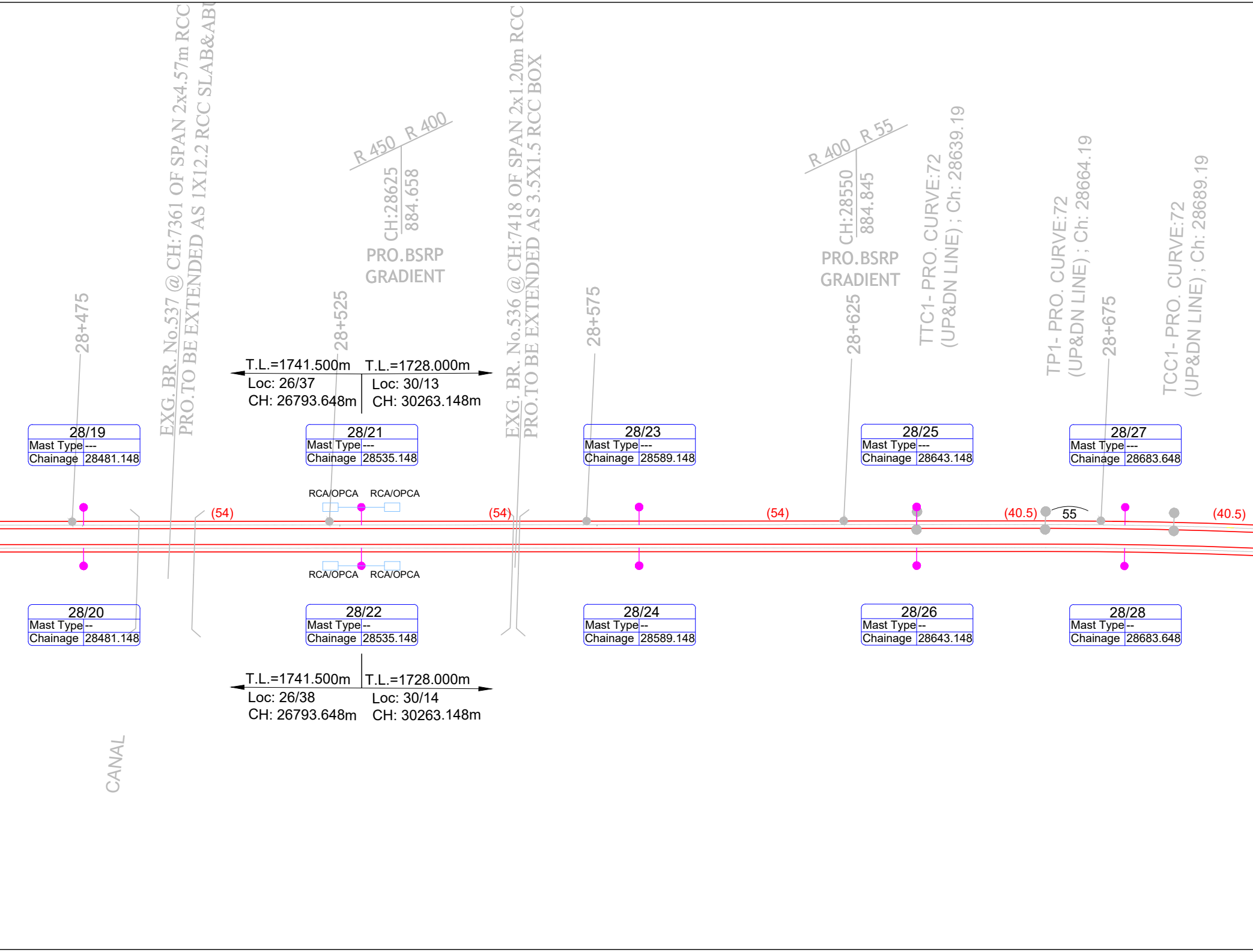
EXG. BR. No.537 @ CH:7361 OF SPAN 2x4.57m RCC
PRO.TO BE EXTENDED AS 1X12.2 RCC SLAB&ABU
EXG. BR. No.536 @ CH:7418 OF SPAN 2x1.20m RCC
PRO.TO BE EXTENDED AS 3.5X1.5 RCC BOX
R 450
R 400
CH:28625
884.658
PRO.BSRP
GRADIENT
R 400
R 55
CH:28550
884.845
PRO.BSRP
GRADIENT
TTC1- PRO. CURVE:72
(UP&DN LINE) ; Ch: 28639.19
TP1- PRO. CURVE:72
(UP&DN LINE) ; Ch: 28664.19
TCC1- PRO. CURVE:72
(UP&DN LINE) ; Ch: 28689.19
28+475
28+525
28+575
28+625
28+675
T.L.=1741.500m
Loc: 26/37
CH: 26793.648m
T.L.=1728.000m
Loc: 30/13
CH: 30263.148m
28/19
Mast Type ---
Chainage 28481.148
28/21
Mast Type ---
Chainage 28535.148
28/23
Mast Type ---
Chainage 28589.148
28/25
Mast Type ---
Chainage 28643.148
28/27
Mast Type ---
Chainage 28683.648
RCA/OPCA
RCA/OPCA
(54)
(54)
(54)
(40.5)
55
(40.5)
RCA/OPCA
RCA/OPCA
28/20
Mast Type --
Chainage 28481.148
28/22
Mast Type --
Chainage 28535.148
28/24
Mast Type --
Chainage 28589.148
28/26
Mast Type --
Chainage 28643.148
28/28
Mast Type --
Chainage 28683.648
T.L.=1741.500m
Loc: 26/38
CH: 26793.648m
T.L.=1728.000m
Loc: 30/14
CH: 30263.148m
CANAL

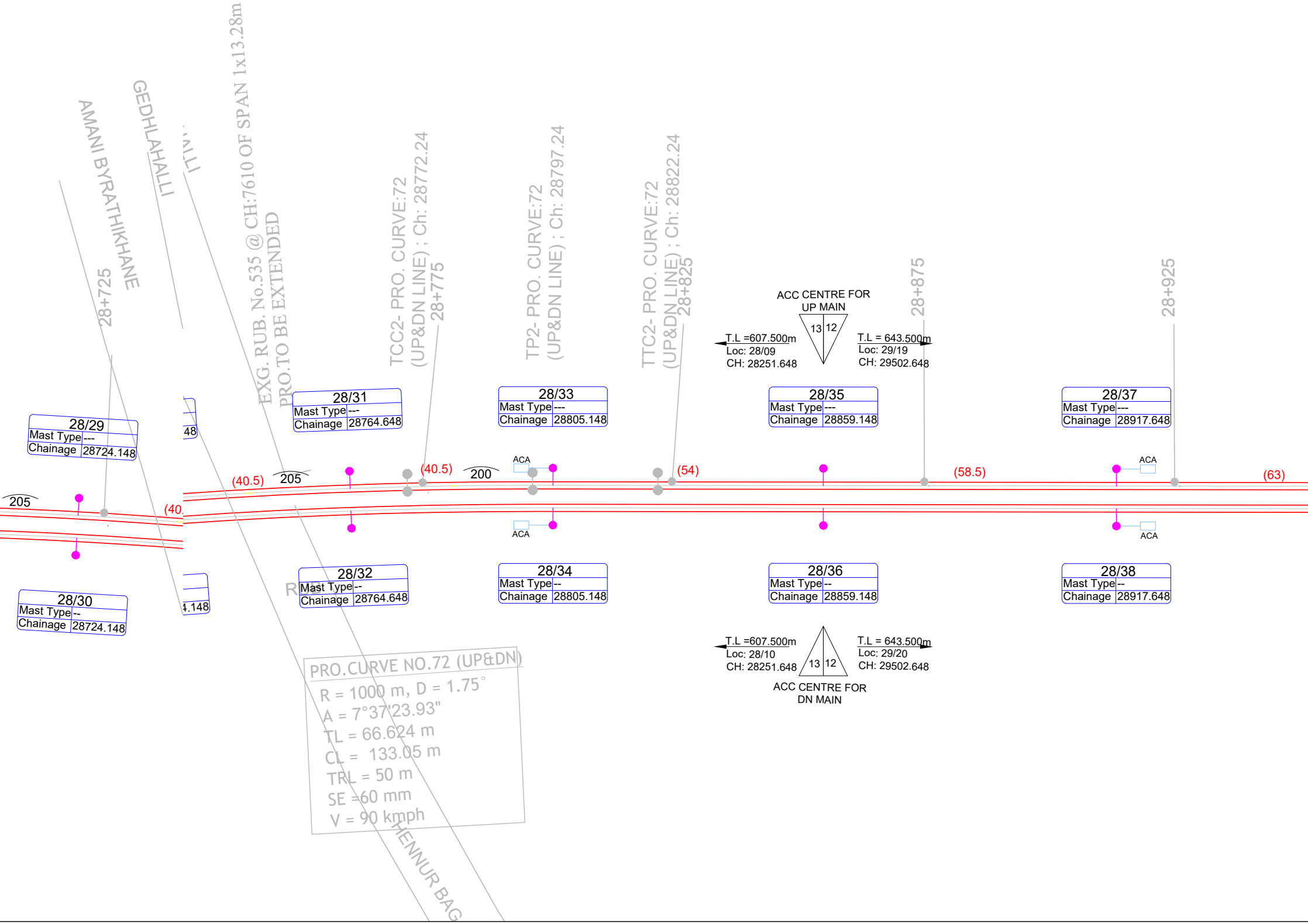
AMANI BYRATHIKHANE
GEDHLAHALLI
EXG. RUB. No.535 @ CH:7610 OF SPAN 1x13.28m
PRO.TO BE EXTENDED
TCC2- PRO. CURVE:72
(UP&DN LINE) ; Ch: 28772.24
TP2- PRO. CURVE:72
(UP&DN LINE) ; Ch: 28797.24
TTC2- PRO. CURVE:72
(UP&DN LINE) ; Ch: 28822.24
28+725
28+775
28+825
28+875
28+925
ACC CENTRE FOR
UP MAIN
13
12
T.L =607.500m
Loc: 28/09
CH: 28251.648
T.L = 643.500m
Loc: 29/19
CH: 29502.648
28/29
Mast Type ---
Chainage 28724.148
28/31
Mast Type ---
Chainage 28764.648
28/33
Mast Type ---
Chainage 28805.148
28/35
Mast Type ---
Chainage 28859.148
28/37
Mast Type ---
Chainage 28917.648
48
205
(40.5)
205
(40.5)
200
ACA
(54)
(58.5)
ACA
(63)
(40
ACA
ACA
28/30
Mast Type --
Chainage 28724.148
.148
28/32
Mast Type --
Chainage 28764.648
28/34
Mast Type --
Chainage 28805.148
28/36
Mast Type --
Chainage 28859.148
28/38
Mast Type --
Chainage 28917.648
T.L =607.500m
Loc: 28/10
CH: 28251.648
13
12
T.L = 643.500m
Loc: 29/20
CH: 29502.648
ACC CENTRE FOR
DN MAIN
PRO.CURVE NO.72 (UP&DN)
R = 1000 m, D = 1.75°
A = 7°37'23.93"
TL = 66.624 m
CL = 133.05 m
TRL = 50 m
SE = 60 mm
V = 90 kmph
HENNUR BAG
R

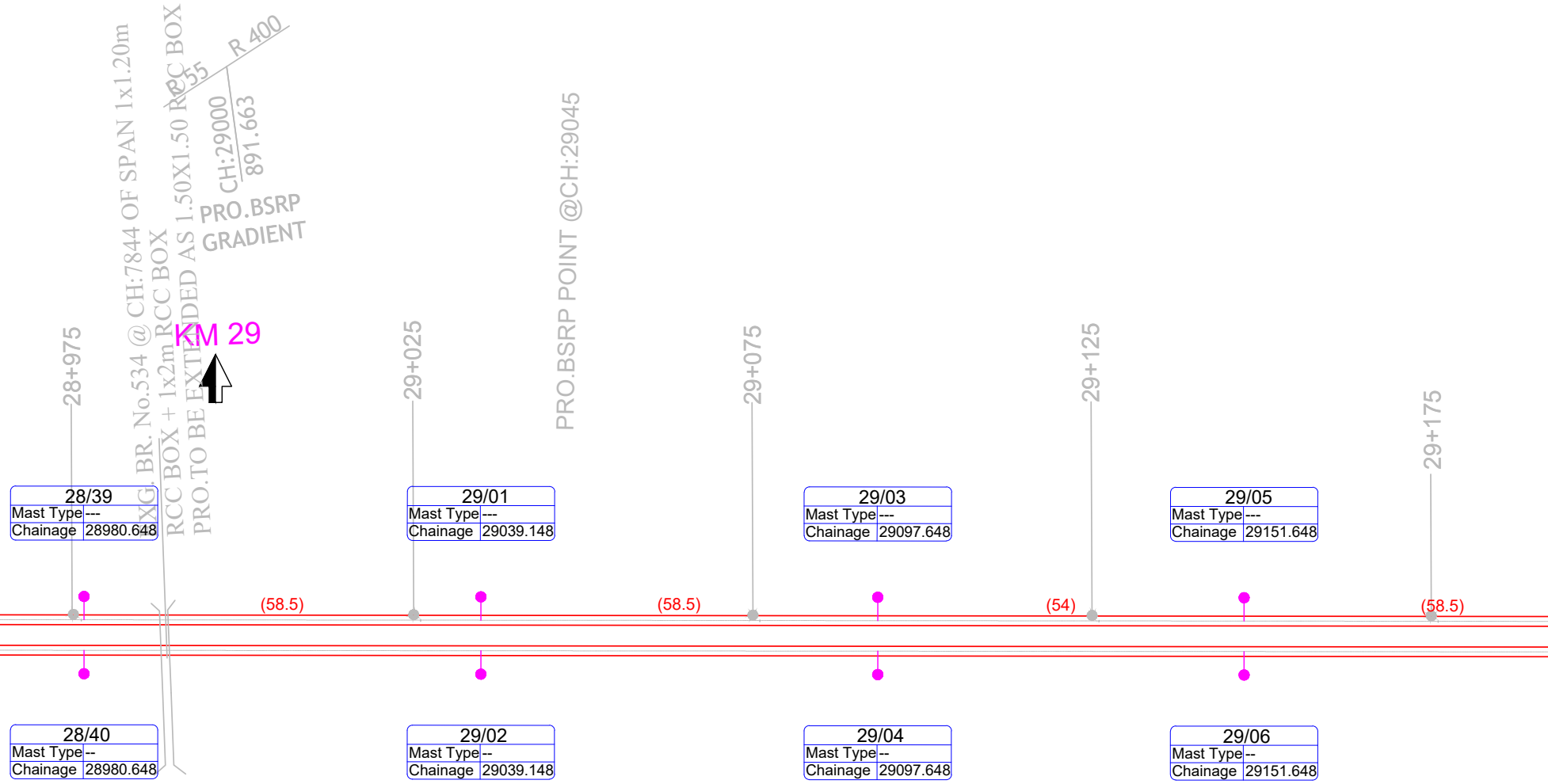
EXG. BR. No.534 @ CH:7844 OF SPAN 1x1.20m
RCC BOX + 1x2m RCC BOX
PRO.TO BE EXTENDED AS 1.50X1.50 RCC BOX
C 55
R 400
CH:29000
891.663
PRO.BSRP
GRADIENT
KM 29
PRO.BSRP POINT @CH:29045
28+975
29+025
29+075
29+125
29+175
28/39
Mast Type ---
Chainage 28980.648
29/01
Mast Type ---
Chainage 29039.148
29/03
Mast Type ---
Chainage 29097.648
29/05
Mast Type ---
Chainage 29151.648
(58.5)
(58.5)
(54)
(58.5)
28/40
Mast Type --
Chainage 28980.648
29/02
Mast Type --
Chainage 29039.148
29/04
Mast Type --
Chainage 29097.648
29/06
Mast Type --
Chainage 29151.648

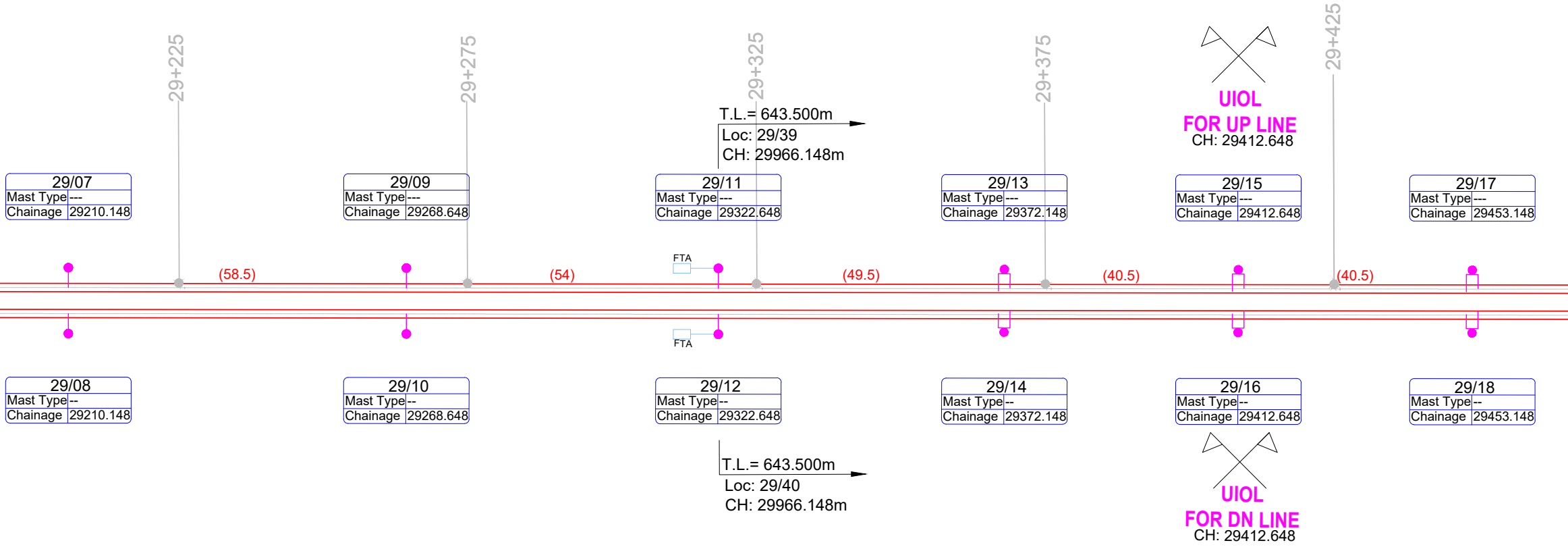
29+225
29+275
29+325
29+375
29+425
T.L.= 643.500m
Loc: 29/39
CH: 29966.148m
UIOL
FOR UP LINE
CH: 29412.648
29/07
Mast Type ---
Chainage 29210.148
29/09
Mast Type ---
Chainage 29268.648
29/11
Mast Type ---
Chainage 29322.648
29/13
Mast Type ---
Chainage 29372.148
29/15
Mast Type ---
Chainage 29412.648
29/17
Mast Type ---
Chainage 29453.148
FTA
(58.5)
(54)
(49.5)
(40.5)
(40.5)
FTA
29/08
Mast Type --
Chainage 29210.148
29/10
Mast Type --
Chainage 29268.648
29/12
Mast Type --
Chainage 29322.648
29/14
Mast Type --
Chainage 29372.148
29/16
Mast Type --
Chainage 29412.648
29/18
Mast Type --
Chainage 29453.148
T.L.= 643.500m
Loc: 29/40
CH: 29966.148m
UIOL
FOR DN LINE
CH: 29412.648

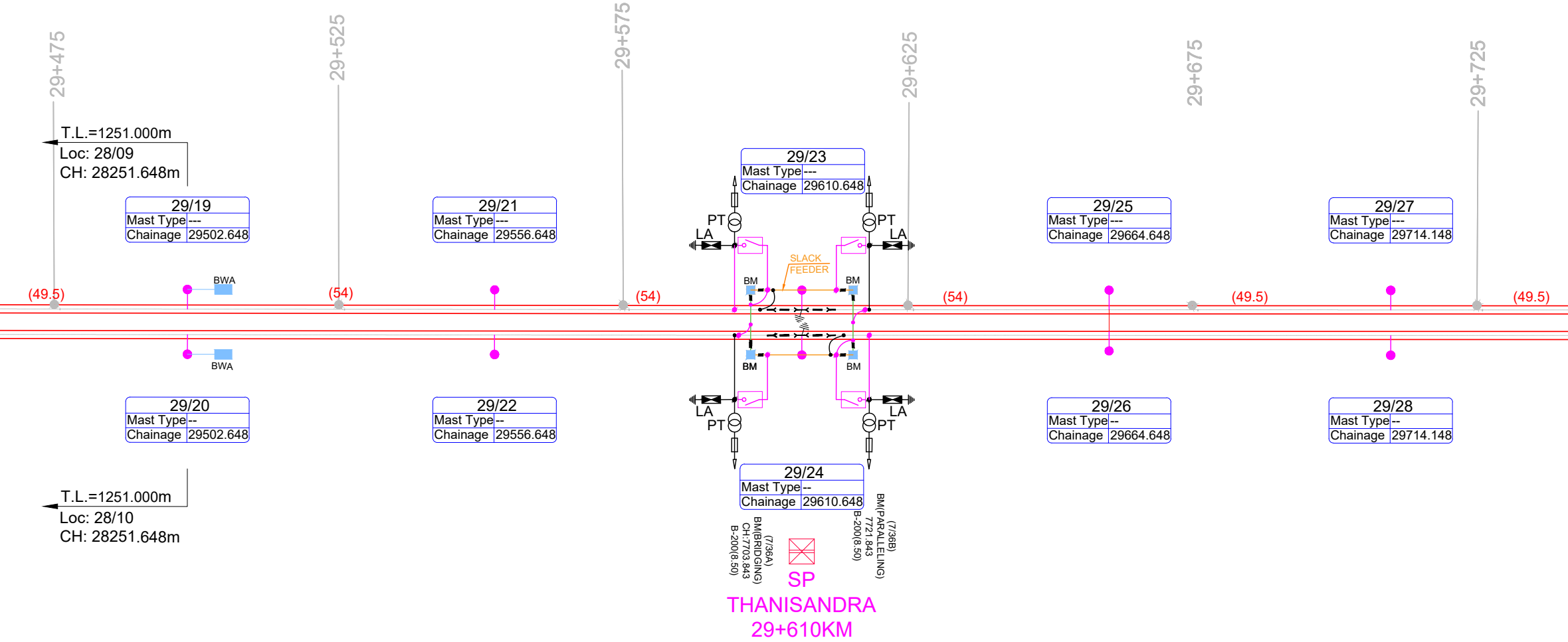
29+475
29+525
29+575
29+625
29+675
29+725
T.L.=1251.000m
Loc: 28/09
CH: 28251.648m
29/19
Mast Type ---
Chainage 29502.648
BWA
(49.5)
(54)
29/21
Mast Type ---
Chainage 29556.648
(54)
29/23
Mast Type ---
Chainage 29610.648
PT
LA
PT
LA
SLACK
FEEDER
BM
BM
BM
BM
(54)
29/25
Mast Type ---
Chainage 29664.648
(49.5)
29/27
Mast Type ---
Chainage 29714.148
(49.5)
BWA
29/20
Mast Type --
Chainage 29502.648
29/22
Mast Type --
Chainage 29556.648
LA
PT
LA
PT
29/24
Mast Type --
Chainage 29610.648
29/26
Mast Type --
Chainage 29664.648
29/28
Mast Type --
Chainage 29714.148
T.L.=1251.000m
Loc: 28/10
CH: 28251.648m
(7/36A)
BM(BRIDGING)
CH:7703.843
B-200(8.50)
(7/36B)
BM(PARALLELING)
7721.843
B-200(8.50)
SP
THANISANDRA
29+610KM

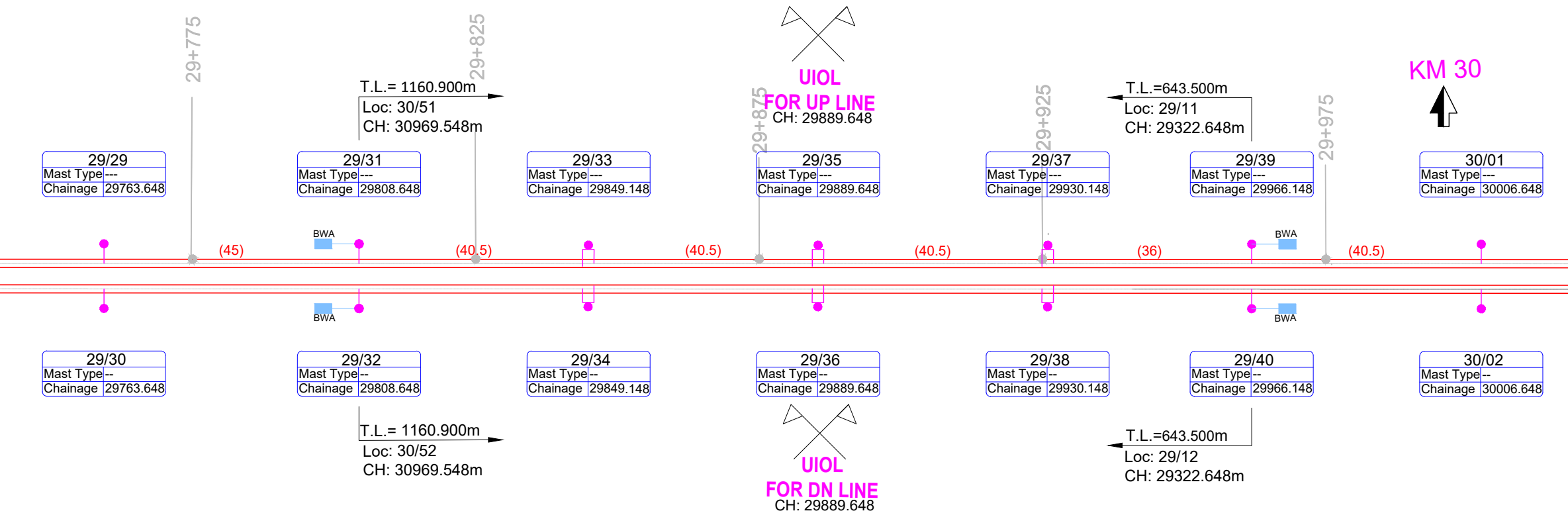
29+775
29+825
T.L.= 1160.900m
Loc: 30/51
CH: 30969.548m
UIOL
FOR UP LINE
CH: 29889.648
29+875
29+925
T.L.=643.500m
Loc: 29/11
CH: 29322.648m
29+975
KM 30
29/29
Mast Type ---
Chainage 29763.648
29/31
Mast Type ---
Chainage 29808.648
29/33
Mast Type ---
Chainage 29849.148
29/35
Mast Type ---
Chainage 29889.648
29/37
Mast Type ---
Chainage 29930.148
29/39
Mast Type ---
Chainage 29966.148
30/01
Mast Type ---
Chainage 30006.648
BWA
BWA
(45)
(40.5)
(40.5)
(40.5)
(36)
(40.5)
BWA
BWA
29/30
Mast Type --
Chainage 29763.648
29/32
Mast Type --
Chainage 29808.648
29/34
Mast Type --
Chainage 29849.148
29/36
Mast Type --
Chainage 29889.648
29/38
Mast Type --
Chainage 29930.148
29/40
Mast Type --
Chainage 29966.148
30/02
Mast Type --
Chainage 30006.648
T.L.= 1160.900m
Loc: 30/52
CH: 30969.548m
UIOL
FOR DN LINE
CH: 29889.648
T.L.=643.500m
Loc: 29/12
CH: 29322.648m

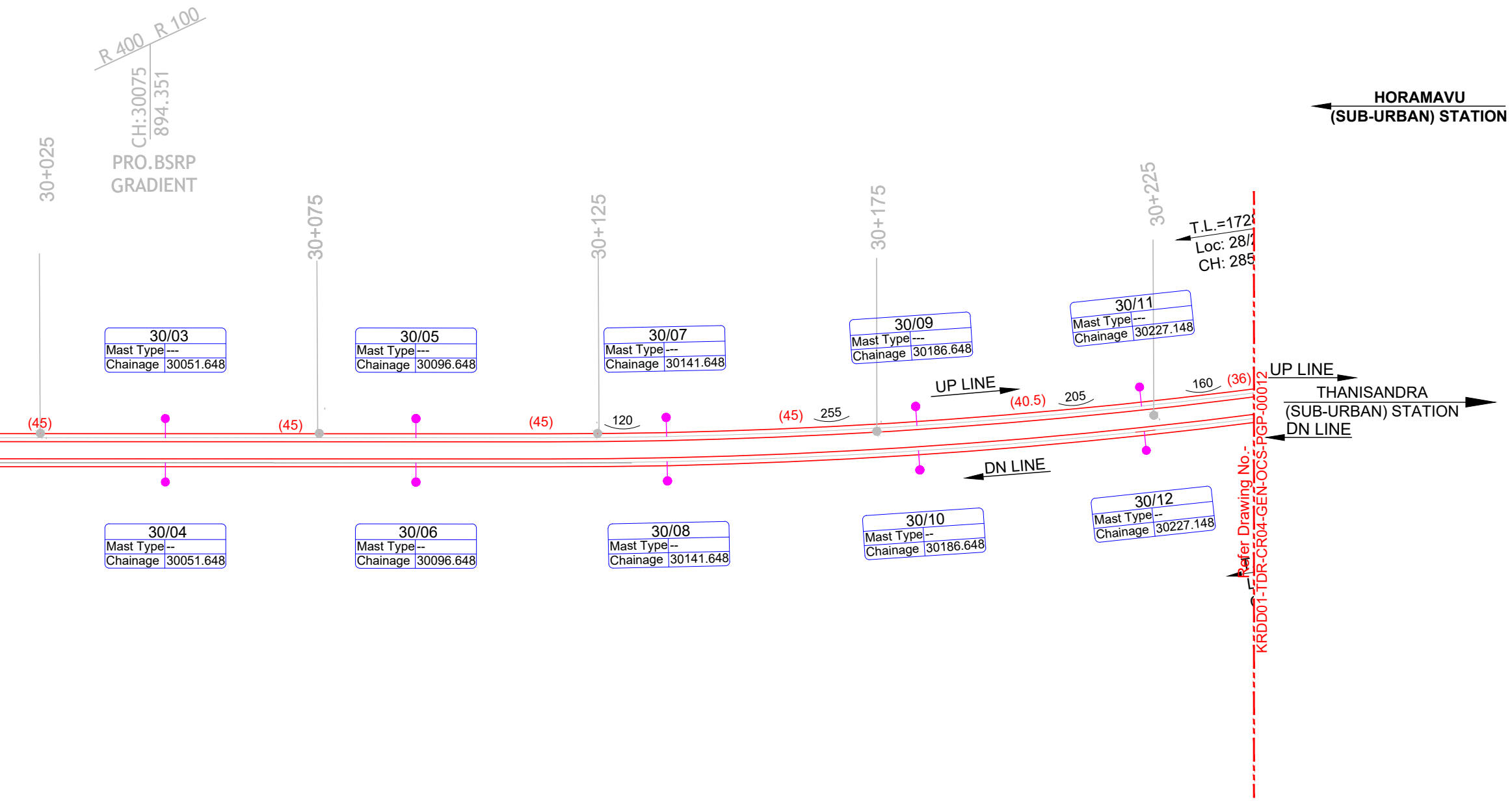
R 400
R 100
CH:30075
894.351
PRO.BSRP
GRADIENT
30+025
30+075
30+125
30+175
30+225
HORAMAVU
(SUB-URBAN) STATION
T.L.=172
Loc: 28/
CH: 285
30/03
Mast Type ---
Chainage 30051.648
30/05
Mast Type ---
Chainage 30096.648
30/07
Mast Type ---
Chainage 30141.648
30/09
Mast Type ---
Chainage 30186.648
30/11
Mast Type ---
Chainage 30227.148
(45)
(45)
(45)
120
(45)
255
UP LINE
(40.5)
205
160
(36)
UP LINE
THANISANDRA
(SUB-URBAN) STATION
DN LINE
DN LINE
30/04
Mast Type --
Chainage 30051.648
30/06
Mast Type --
Chainage 30096.648
30/08
Mast Type --
Chainage 30141.648
30/10
Mast Type --
Chainage 30186.648
30/12
Mast Type --
Chainage 30227.148
Refer Drawing No.-
KRDD01-TDR-CR04-GEN-OCS-PGP-00012

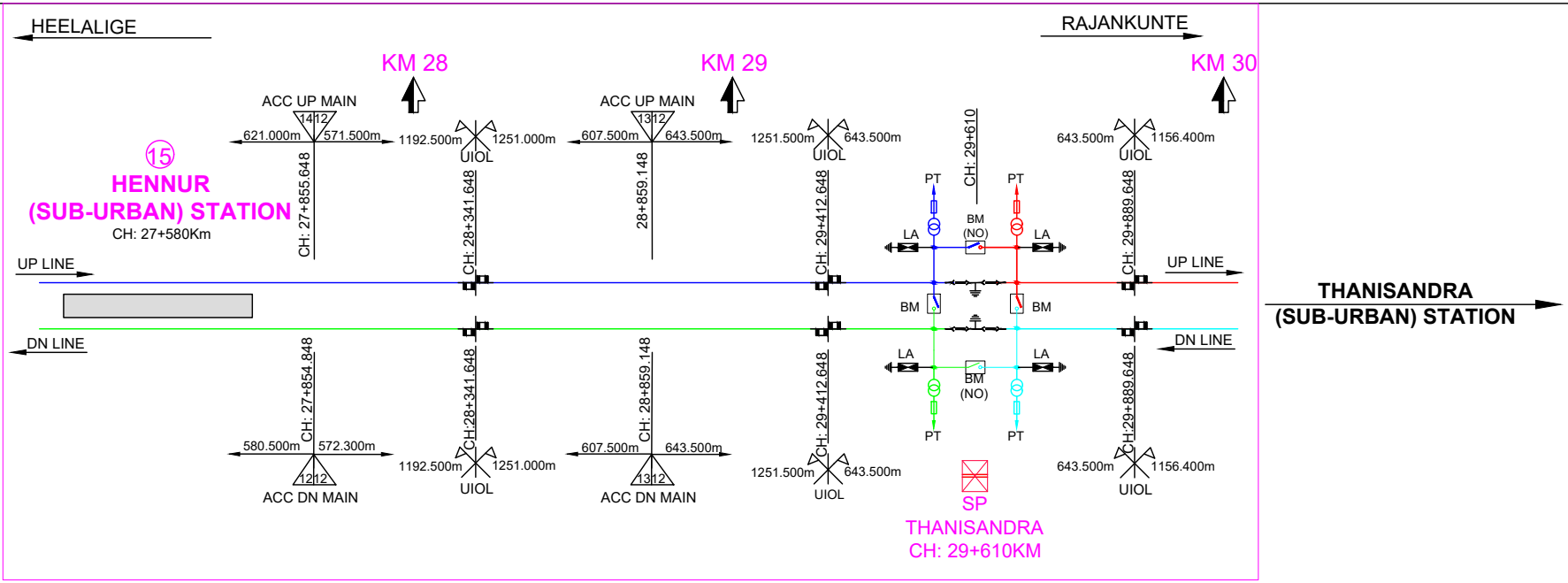
HEELALIGE
RAJANKUNTE
KM 28
KM 29
KM 30
ACC UP MAIN
14|12
621.000m
571.500m
1192.500m
1251.000m
UIOL
ACC UP MAIN
13|12
607.500m
643.500m
1251.500m
643.500m
UIOL
CH: 29+610
643.500m
1156.400m
UIOL
⑮
HENNUR
(SUB-URBAN) STATION
CH: 27+580Km
CH: 27+855.648
CH: 28+341.648
28+859.148
CH: 29+412.648
PT
PT
BM
(NO)
LA
LA
CH: 29+889.648
UP LINE
UP LINE
BM
BM
THANISANDRA
(SUB-URBAN) STATION
DN LINE
DN LINE
CH: 27+854.848
CH:28+341.648
CH: 28+859.148
CH: 29+412.648
LA
LA
BM
(NO)
PT
PT
CH:29+889.648
580.500m
572.300m
12|12
ACC DN MAIN
1192.500m
1251.000m
UIOL
607.500m
643.500m
13|12
ACC DN MAIN
1251.500m
643.500m
UIOL
SP
THANISANDRA
CH: 29+610KM
643.500m
1156.400m
UIOL

NOTES:

1. ALL DIMENSIONS ARE IN METER UNLESS MENTIONED OTHERWISE.
2. ALL DIMENSIONS ARE TO BE READ AND NOT TO BE MEASURED.
3. ANY DISCREPANCY IN THE DRAWING MUST BE BROUGHT TO THE NOTICE OF THE DESIGNER.
4. INTERFACE WITH OTHER DESIGN DISCIPLINE WILL BE DONE AS PER AVAILABILITY OF DETAILS.

LEGEND

Sr. No.	DESCRIPTION	SYMBOL
1	OHE Span length in metres	(30)
2	Insulated Overlap (IOL)	
3	Un insulated Overlap (UIOL)	
4	Section Insulator	
5	Single Pole Isolator	
6	Double pole Isolator with Earth Heel	
7	Normal Mast with Single Cantilever Assembly at Viaduct	
8	Normal Mast with Multiple Cantilever Assembly at Viaduct	
9	Normal Mast with triple Cantilever Assembly at Viaduct	
10	Portal with Drop Arm and Single Cantilever Assembly at Viaduct	
11	Portal with Drop Arm and Double Cantilever Assembly at Viaduct	
12	Two Track Cantilever Assembly (TTC 5.50/8.0) at Viaduct	
13	Normal Mast with Single Cantilever Assembly at Grade	
14	Normal Mast with Multiple Cantilever Assembly at Grade	
15	Normal Mast with triple Cantilever Assembly at Grade	
16	Portal with Drop Arm and Single Cantilever Assembly at Grade	
17	Portal with Drop Arm and Double Cantilever Assembly at Grade	
18	Two Track Cantilever Assembly (TTC 5.50/8.0) at Grade	
19	Drop arm support with single cantilever (6"x6" DA)	
20	Drop arm support with Double cantilever (8"x6" DA)	
21	Drop arm support with triple cantilever (8"x6" DA)	
22	Anchoring stay with Fixed Termination-conv.	FTA
23	Anchoring Stay with Spring Termination Anchor	BWA
24	Versine	300
25	Anticreep Anchor	ACA
26	Anticreep Center	ACC
27	Tension Length	TL

28	Upright Details (Clearspan)	BFBU/GU(CS:xx)
29	Sub-Sectioning and Paralleling Post (SSP)	
30	Sub-Sectioning Post (SS)	
31	Sectioning and Paralleling Post (SP)	
32	Feeding Post (FP)	
33	Obligatory	OBL
34	To Be Decided	TBD
35	Interrupter(BM)	
36	Potential Transformer (PT)	
37	Lightning Arrestor (LA)	
38	Booster Transformer	
39	Spare	■
40	Overhead Protection Conductor Anchor	OPCA
41	Return Conductor Anchor	RCA
42	Tramway OHE	
43	In-Run Wire	—
44	Out-of Run Wire	- - - - - - - -
45	PTFE	PTFE
46	Overhead Protection Conductor	OPC
47	Return Conductor	RC
48	Cross feeder	—
49	Slack feeder	—
50	Full Feeding Jumper	G
51	Potential Equalising Jumper	F PE
52	In-Span Jumper	H
53	RC and OPC Support	▲
54	Track at UP/DN line (Corridor 2)	—
55	Track on Viaduct	— — — —

NOTES:-

1. ALL DIMENSIONS ARE IN METERS UNLESS NOTED OTHERWISE.
2. ALL DIMENSIONS ARE TO BE READ AND NOT TO BE MEASURED.
3. ALIGNMENT OF THE PEGGING PLAN HAS BEEN PREPARED ACCORDING TO THE ALIGNMENT DRAWING RECEIVED FROM GC / KRIDE DT. 22-06-2024.
4. OHE CHAINAGES OF THE PEGGING PLAN HAS BEEN TAKEN WITH REFERENCE TO THE OHE SPAN FROM THE PREVIOUS LOCATION.
5. SPANS ARE ROUNDED OFF TO NEAREST SINGLE DECIMAL.
6. MAST TYPE SHALL BE DEMARCATED IN PEGGING PLAN AFTER FINALIZATION OF OHE LOAD CALCULATIONS.
7. OHE HEIGHT CLEARANCE UNDER/OVER LINE STRUCTURE (HT. LINE X-ING ETC.) TO BE CONFIRMED OR SPECIAL CARE TO BE TAKEN BEFORE ERECTION FOR THAT PARTICULAR AREA WHEREVER REQUIRED.
8. LOC 27/11-10 TO 27/45-46 DIFFERENT OHE CHAINAGES TO BE FOLLOWED FOR UP & DN LINE DUE TO ISLAND TYPE STATION.

FOR TENDER PURPOSE ONLY

REV	DATE	DESCRIPTION	Originator	Checked	Approved
R0	03-09-2024	First Submission	KB / SB	CK/NP	RK/SK

K RIDE

DM / ELE / KRIDE	Sr. DGM / ELE / KRIDE	AGM / ELE / KRIDE

Certified that this document has been designed and checked in accordance with GC Quality Assurance Plan.

EGIS-AECOM-WSP

Senior Discipline Expert	Chief Discipline Expert	Project Director

Certified that this document has been designed and checked in accordance with DDC Quality Assurance Plan.

Detailed Design Consultant for design of Traction & Auxiliary Power Supply and Distribution for BSRP

SYSTRA MVA CONSULTING (INDIA) PVT. LTD.
10th and 11th Floor, Tower-B, 12/3, Vatika
Mindscapes, Mathura Road, NH2, Sector 27D,
Faridabad, Haryana 121013

Drawn	Checked:	Approved:
K.Bisht	D. Kalyan	R. Kapoor
S. Bhati	N. Parmar	S. Kumar

Client:

RAIL INFRASTRUCTURE
DEVELOPMENT COMPANY
(KARNATAKA) LIMITED

Project Title: Bengaluru Suburban Rail Project (BSRP)
(Detailed Design Consultant for design of Traction & Auxiliary Power Supply and Distribution for BSRP)

Corridor-4 (Heelalige -Rajankunte)

Drawing Title: OHE Pegging Plan for Main Line
CH: 27+475.000Km to CH: 30+230Km

Project Stage: Tender Drawing

Paper Size: 297X5000
Discipline: Power Supply & Traction System
Date: 03-09-2024
Scale: NTS
Drawing no.: KRDD01-TDR-CR04-GEN-OCS-PGP-00011
Revision: R0